

Communications

Issuer PROMISE-I Mobility 2005-1 PLC
AIB International Centre, IFSC
Dublin 1, Ireland
Tel: +353 (1) 874 0777
Fax: +353 (1) 874 3050

Administrator AIB International Financial Services Limited
AIB International Centre, IFSC
Dublin 1, Ireland
Tel: +353 (1) 874 0777
Fax: +353 (1) 874 3050

Trustee Deloitte & Touche GmbH
Wirtschaftsprüfungsgesellschaft
Schwannstraße 6
40476 Düsseldorf, Germany
Tel: +49 (211) 8772 3851
Fax: +49 (211) 8772 2441
E-mail: securitisationDE@deloitte.de

Intermediary / Sponsor Kreditanstalt für Wiederaufbau
TM b4 - Collateral Management/Loan Securitisation
Palmengartenstraße 5-9
60325 Frankfurt am Main, Germany
Tel: +49 (69) 7431 0
Fax: +49 (69) 7431 3930
E-mail: PROMISE-I.Mobility.2005-1@kfw.de

Rating Agencies Fitch Ratings Limited
30 North Colonnade
London E14 5GN, United Kingdom
Tel: +44 (20) 7417 4222
Fax: +44 (20) 7417 4224
E-mail: london.cdosurveillance@fitchratings.com

Moody's Deutschland GmbH
An der Welle 5
60322 Frankfurt am Main, Germany
Tel: +49 (69) 7073 0736
Fax: +49 (69) 7073 0836
E-mail: monitor.cdo@moody.com

Servicer / Reporting Entity IKB Deutsche Industriebank AG
Wilhelm-Bötzkies-Straße 1
40474 Düsseldorf, Germany

Contact IKB Deutsche Industriebank AG
CLO-Management
Wilhelm-Bötzkies-Straße 1
40474 Düsseldorf, Germany
Tel: +49 (211) 8221 4119
Fax: +49 (211) 8221 2119
E-mail: CLO-Management@ikb.de

Counterparties

Originator / Protection Buyer / Co-Manager IKB Deutsche Industriebank AG
Wilhelm-Bötzkies-Straße 1
40474 Düsseldorf, Germany

Protection Seller / Intermediary Kreditanstalt für Wiederaufbau
Palmengartenstraße 5-9
60325 Frankfurt am Main, Germany

Arranger / Lead Manager Deutsche Bank AG, London Branch
Winchester House
1 Great Winchester Street
London EC2N 2DB, United Kingdom

Listing Agent BNP Paribas Securities Services
Luxembourg Branch
33, rue de Gasperich Howald Hesperange
2085 Luxembourg, Luxembourg

Paying Agent BNP Paribas Securities Services S.A.
Zweigniederlassung Frankfurt am Main
Europa-Allee 12
60327 Frankfurt am Main, Germany

Transaction Account Bank BNP Paribas Securities Services S.A.
Zweigniederlassung Frankfurt am Main
Europa-Allee 12
60327 Frankfurt am Main, Germany

Ratings*		
Moody's	Fitch	S&P
n.r. / n.r.	n.r. / n.r.	n.r. / n.r.
Aaa / P-1	AAA / F1+	AAA / A-1+
A2 / P-1	A+ / F1+	A+ / A-1
A2 / P-1	A+ / F1+	A+ / A-1+
A2 / P-1	A+ / F1+	A+ / A-1+
A2 / P-1	A+ / F1+	A+ / A-1+

* no responsibility is accepted for the correctness of this information

Collection Period: 2013-01-26 2013-04-25
Reporting Date: 2013-05-07
Determination Date: 2013-05-06
Delivery to Trustee: 2013-05-07
Trustee Confirmation: 2013-05-13
Distribution Date: 2013-05-14
Print Date: 2013-05-08 03:28 PM

Servicer: IKB Deutsche Industriebank AG

Page: 01

Signed by:

Credit Linked Notes PROMISE-I Mobility 2005-1 PLC

Reference Pool Servicer: IKB Deutsche Industriebank AG and IKB International S. A.
 Intermediary and Sponsor: KfW Kreditanstalt fuer Wiederaufbau

Currency: Euro

Remittance Distribution Data

Initial Aggregate Principal Balance		650.461.492,32
Initial Replenishment Cap		750.000.000,00
Current Replenishment Cap (excl. *)		12.479.980,08
Beginning Aggregate Principal Balance		14.007.602,07
Principal scheduled	0,00	
Scheduled Principal received	0,00	
Unscheduled Principal received / Prepayments thereof Removals	0,00	
Liquidation Proceeds (on Principal)	1.455.313,51	
Total Principal Repayment		1.455.313,51
Current Period Realised Principal Losses		72.308,48
Current Period Late Recoveries	0,00	
Current Period Unjustified Losses	0,00	
*Cumulative Realised Losses / Unjustified Losses / Late Recoveries	5.774.673,61	
Total Principal of Replenished Loans		0,00
Total Principal reserved for future Replenishment	0,00	
Net Principal Repayment	1.527.621,99	
Ending Aggregate Principal Balance		12.479.980,08

Reference Pool Information

Fixed or Floating Rate Loans, Facilities and Guarantees of small and medium sized Corporations			
Beginning Number of Claims Current Period			47
Initial Number of Claims	352		
Number of Claims Paid in full Current Period			8
Aggregated Number of Claims Paid in full	1.352		
Number of Claims Removed Current Period			0
Aggregated Number of Claims Removed	31		
Number of Claims Replenished Current Period			0
Aggregated Number of Claims Replenished	906		
Number of Claims Reposted Current Period			0
Aggregated Number of Claims Reposted	164		
Ending Number of Claims			39

Additional Reference Pool Information

	Initial Pool	Current Pool
Weighted Average Rating Factor (IKB Rating System)	8,27	18,08
Collateralisation (Portfolio)	94,65%	75,16%

Delinquency Status

	Number of Claims	Principal Delinquent	Principal Outstanding
<u>Payments in Arrears (excl. Credit Events):</u>			
< 1 Month	0	0,00	0,00
1-2 Months	0	0,00	0,00
2-3 Months	0	0,00	0,00
3-4 Months	0	0,00	0,00
4+ Months	0	0,00	0,00
Subtotal:	0	0,00	0,00
<u>Terminated (excl. Credit Events)</u>	0	0,00	0,00
Subtotal:	0	0,00	0,00
<u>Insolvency (excl. Credit Events)</u>	0	0,00	0,00
Total:	0	0,00	0,00

Credit Event Status

	Number of Claims	Principal Delinquent	Principal Outstanding
Credit Events in Work-Out	39	5.414.950,50	12.479.980,08
thereof Current Period	0	0,00	0,00

Collection Period: 2013-01-26 2013-04-25
 Reporting Date: 2013-05-07
 Determination Date: 2013-05-06
 Delivery to Trustee: 2013-05-07
 Trustee Confirmation: 2013-05-13
 Distribution Date: 2013-05-14
 Print Date: 2013-05-08 03:28 PM

Servicer: IKB Deutsche Industriebank AG

Page: 02

Signed by:



Credit Linked Notes PROMISE-I Mobility 2005-1 PLC

Distribution Summary

Reference Pool Servicer: IKB Deutsche Industriebank AG and IKB International S. A.
Intermediary and Sponsor: KfW Kreditanstalt fuer Wiederaufbau

Currency: Euro

	Original Swap Principal Amount	Swap Principal Amount before Distribution	Principal Distribution	Change of Redemption Value	Swap Principal Amount after Distribution
Calculated Senior Swap	674.550.000,00	0,00	0,00	0,00	0,00
thereof Unused Replenishment Capacity	99.538.507,68	0,00			0,00

Class	Original Class Principal Amount	Class Principal Amount before Distribution	Principal Distribution	Change of Redemption Value	Class Principal Amount after Distribution	Interest Distribution	Total Distribution	WKN	Common Code	ISIN
A+	250.000,00	0,00	0,00	0,00	0,00	0,00	0,00	A0D0HT	021545201	DE000A0D0HT6
A	27.800.000,00	0,00	0,00	0,00	0,00	0,00	0,00	A0D0HU	021545279	DE000A0D0HU4
B	8.300.000,00	0,00	0,00	0,00	0,00	0,00	0,00	A0D0HV	021545368	DE000A0D0HV2
C	7.500.000,00	0,00	0,00	0,00	0,00	0,00	0,00	A0D0HW	021546267	DE000A0D0HW0
D	5.300.000,00	0,00	0,00	0,00	0,00	0,00	0,00	A0D0HX	021546291	DE000A0D0HX8
E	5.300.000,00	0,00	0,00	0,00	0,00	0,00	0,00	A0D0HY	021546330	DE000A0D0HY6
F	21.000.000,00	14.007.602,77	1.455.312,60	72.308,48	12.479.981,69	393.019,20	1.848.331,80	A0D0HZ	021546402	DE000A0D0HZ3
Totals CLN	75.450.000,00	14.007.602,77	1.455.312,60	72.308,48	12.479.981,69	393.019,20	1.848.331,80			

Reference Portfolio	750.000.000,00 *	14.007.602,07			12.479.980,08
---------------------	------------------	---------------	--	--	---------------

Amounts per Note **

Class	Number of Notes	Note Principal Amount before Distribution	Principal Distribution	Change of Redemption Value	Note Principal Amount after Distribution	Interest Distribution	Total Distribution
A+	0	0,00	0,00	0,00	0,00	0,00	0,00
A	0	0,00	0,00	0,00	0,00	0,00	0,00
B	0	0,00	0,00	0,00	0,00	0,00	0,00
C	0	0,00	0,00	0,00	0,00	0,00	0,00
D	0	0,00	0,00	0,00	0,00	0,00	0,00
E	0	0,00	0,00	0,00	0,00	0,00	0,00
F	210	66.702,87	6.930,06	344,33	59.428,48	1.871,52	8.801,58

* Initial Replenishment Cap

** The allocation of Losses, Unjustified Losses and Late Recoveries is based on each class level
- this can cause rounding differences at the position Amounts per Note.

Collection Period: 2013-01-26 2013-04-25
Reporting Date: 2013-05-07
Determination Date: 2013-05-06
Delivery to Trustee: 2013-05-07
Trustee Confirmation: 2013-05-13
Distribution Date: 2013-05-14
Print Date: 2013-05-08 03:28 PM

Servicer: IKB Deutsche Industriebank AG

Page: 03

Signed by:

Credit Linked Notes PROMISE-I Mobility 2005-1 PLC

Principal Distribution

Reference Pool Servicer: IKB Deutsche Industriebank AG and IKB International S. A.
Intermediary and Sponsor: KfW Kreditanstalt fuer Wiederaufbau

Currency: Euro

	Original Swap Principal Amount	Swap Principal Amount before Distribution	Beginning Percentage**	Repl. Reduction Amount / Pool Reduction	Rounding Difference for future Reduction	Late Recoveries	Unjustified Losses	Realised Principal Losses	Swap Principal Amount after Distribution	Ending Percentage**
Calculated Senior Swap	674.550.000,00	0,00	0,000000%	0,00	-0,00	0,00	0,00	0,00	0,00	0,000000%
thereof Unused Replenishment Capacity	99.538.507,68	0,00	0,000000%						0,00	0,000000%
<hr/>										
Class	Original Class Principal Amount	Class Principal Amount before Distribution	Beginning Percentage**	Repl. Reduction Amount / Pool Reduction	Rounding Difference for future Reduction	Late Recoveries	Unjustified Losses	Realised Principal Losses	Class Principal Amount after Distribution	Ending Percentage**
A+	250.000,00	0,00	0,000000%	0,00	0,00	0,00	0,00	0,00	0,00	0,000000%
A	27.800.000,00	0,00	0,000000%	0,00	0,00	0,00	0,00	0,00	0,00	0,000000%
B	8.300.000,00	0,00	0,000000%	0,00	0,00	0,00	0,00	0,00	0,00	0,000000%
C	7.500.000,00	0,00	0,000000%	0,00	0,00	0,00	0,00	0,00	0,00	0,000000%
D	5.300.000,00	0,00	0,000000%	0,00	0,00	0,00	0,00	0,00	0,00	0,000000%
E	5.300.000,00	0,00	0,000000%	0,00	0,00	0,00	0,00	0,00	0,00	0,000000%
F	21.000.000,00	14.007.602,77	100,000005%	1.455.312,60	1,61	0,00	0,00	72.308,48	12.479.981,69	100,000013%
Totals CLN	75.450.000,00	14.007.602,77	100,000005%	1.455.312,60	1,61	0,00	0,00	72.308,48	12.479.981,69	100,000013%
<hr/>										
Reference Portfolio	750.000.000,00 *	14.007.602,07	1,867680% ***						12.479.980,08	1,663997% ***

Class	Credit Enhancement			Information			Rating			
	Original Percentage***	Beginning Percentage**	Ending Percentage**	WKN	Common Code	ISIN	Current	Moody's (Initial)	Current	Fitch (Initial)
A+	10,026566%	99,998506%	99,998330%	A0D0HT	021545201	DE000A0D0HT6	WR	(Aaa)	PIF	(AAA)
A	6,319937%	99,998506%	99,998330%	A0D0HU	021545279	DE000A0D0HU4	WR	(Aaa)	PIF	(AAA)
B	5,213281%	99,998506%	99,998330%	A0D0HV	021545368	DE000A0D0HV2	WR	(Aaa)	PIF	(AA)
C	4,213291%	99,998506%	99,998330%	A0D0HW	021546267	DE000A0D0HW0	WR	(A1)	PIF	(A)
D	3,506632%	99,998506%	99,998330%	A0D0HX	021546291	DE000A0D0HX8	WR	(Baa2)	PIF	(BBB)
E	2,799972%	99,998506%	99,998330%	A0D0HY	021546330	DE000A0D0HY6	WR	(Ba1)	PIF	(BB+)
F	0,000000%	0,000000%	0,000000%	A0D0HZ	021546402	DE000A0D0HZ3	n.r.	(n.r.)	n.r.	(n.r.)

* Initial Replenishment Cap

** percentage rate based on Aggregate Principal Balance

*** percentage rate based on Initial Replenishment Cap

Collection Period: 2013-01-26 2013-04-25
Reporting Date: 2013-05-07
Determination Date: 2013-05-06
Delivery to Trustee: 2013-05-07
Trustee Confirmation: 2013-05-13
Distribution Date: 2013-05-14
Print Date: 2013-05-08 03:28 PM

Servicer: IKB Deutsche Industriebank AG

Page: 04

Signed by:



Credit Linked Notes PROMISE-I Mobility 2005-1 PLC

Interest Distribution

Reference Pool Servicer: IKB Deutsche Industriebank AG and IKB International S. A.
 Intermediary and Sponsor: KfW Kreditanstalt fuer Wiederaufbau

Currency: Euro

Class	Original Class Principal Amount	Original Number of Notes	Class Principal Amount before Distribution	Beginning Number of Notes	Pool Factor	Spread over 3m-EURIBOR	Interest Rate	Current Interest Amount per Note	Interest Distribution
A+	250.000,00	25	0,00	0	0,000000	0,190%	0,413%	0,00	0,00
A	27.800.000,00	278	0,00	0	0,000000	0,190%	0,413%	0,00	0,00
B	8.300.000,00	83	0,00	0	0,000000	0,300%	0,523%	0,00	0,00
C	7.500.000,00	75	0,00	0	0,000000	0,500%	0,723%	0,00	0,00
D	5.300.000,00	53	0,00	0	0,000000	0,750%	0,973%	0,00	0,00
E	5.300.000,00	53	0,00	0	0,000000	2,500%	2,723%	0,00	0,00
F (Index Rate + Credit Spread) *	21.000.000,00	210	14.007.602,77	210	0,667029	11,000%	11,223%	1.871,52	393.019,20
Totals CLN	75.450.000,00		14.007.602,77						393.019,20

Period Fixing Date:	2013-02-18								
Current Interest Payment Date:	2013-05-21			3m-EURIBOR current Period:	0,22300%				
Current Interest Accrual Period (Floating):	2013-02-20	2013-05-21		Number of Days (act/360):	90		Day Count Fraction:	0,250000000000	

* refer to Outstanding Class Principal Amount

Collection Period: 2013-01-26 2013-04-25
Reporting Date: 2013-05-07
Determination Date: 2013-05-06
Delivery to Trustee: 2013-05-07
Trustee Confirmation: 2013-05-13
Distribution Date: 2013-05-14
Print Date: 2013-05-08 03:28 PM

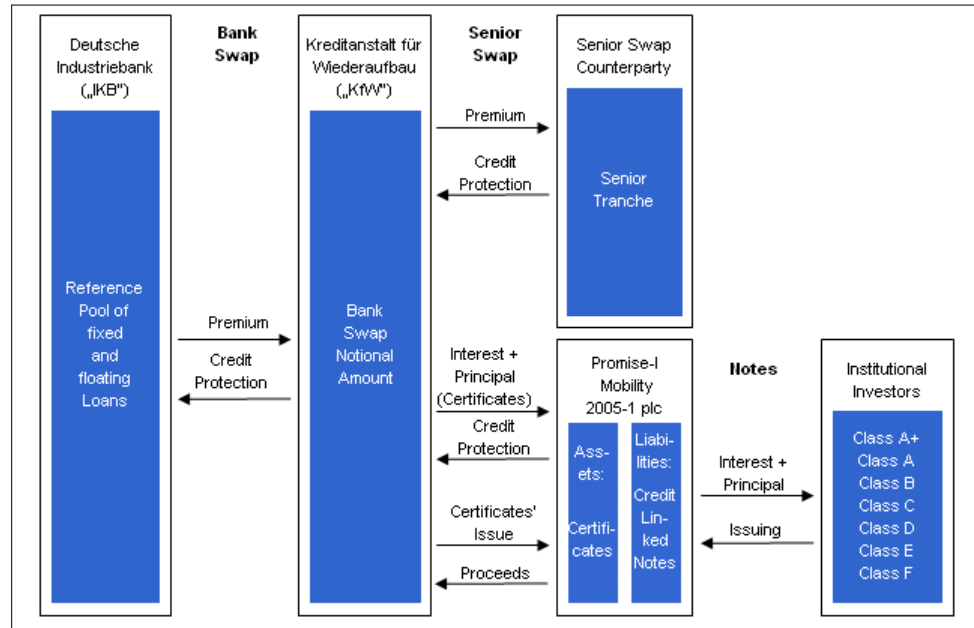
Servicer: IKB Deutsche Industriebank AG

Page: 05

Signed by:



Structure



Key Dates:

Cut off Date:	03rd March, 2005
Closing Date:	23rd March, 2005
Scheduled Maturity:	21st May, 2012
Legal Maturity:	20th May, 2014

Contact:

IKB Deutsche Industriebank AG
 CLO-Management
 Wilhelm-Böttsches-Straße 1
 40474 Düsseldorf, Germany
 Tel.: (+49) 211 8221 4119
 Fax: (+49) 211 8221 2119
 E-mail: CLO-Management@ikb.de

The Investor Report is additionally published on our Homepage [www.ikb.de] under:
 Investor Relations / Fixed Income / CLO-Transactions
www.ikb.de/content/en/ir/fixed_income/clo-transactions/index.jsp

Glossary

Early Redemption	The Issuer shall redeem the Mezzanine Notes before the Scheduled Maturity Date (a) on the interest payment date on which KfW exercises its prepayment option under the Mezzanine Certificates (i) upon the occurrence of a Tax Event, or (ii) upon the occurrence of a Mezzanine Regulatory Event in respect of KfW, or (iii) upon the termination of the Mezzanine Tranche of the Bank Swap by the Bank at its option, (x) as of any interest payment date following the occurrence of a Mezzanine Regulatory Event or (Y) as of any interest payment date following the reduction of the aggregate principal balance to less than 10% of the initial aggregate principal balance; or (b) on the second business day following the termination of the Mezzanine Tranche of the Bank Swap upon the occurrence of serious cause or insolvency.
Moody's Weighted Average Rating Factor	It is calculated by: (a) summing the products obtained by multiplying: (i) the outstanding nominal amounts of the reference claims to be added to the reference pool on a particular replenishment date for each debtor; by (ii) the mapped Moody's Rating Score applicable to the debtors of such reference claims; and (b) dividing such sum by the aggregate outstanding nominal amounts of all the reference claims to be added to the reference pool.
Liquidation Proceeds	Liquidation proceeds mean all payments (including principal and interest payments, prepayments and foreclosure proceeds etc.) allocable to the principal amount of a Reference Claim to which a Credit Event has occurred.
Suspension Event	It means any of the following: a) the aggregate outstanding nominal amount of all defaulted reference claims exceeds the relevant percentages of the initial replenishment cap for the relevant periods; b) the sum of the realised losses for the last three collection periods divided by three and multiplied by four exceeds 0,65 % of the initial replenishment cap; c) the weighted average life of the reference pool exceeds the relevant number of years for the relevant periods; d) failure by the Bank to deliver a reference claim list or a report to the Trustee to which the Trustee is entitled, provided that a replenishment in the absence of such list, or report would, in the professional judgement of the Trustee, adversely affect the interests of the transaction creditors in a material manner.

Collection Period:	2013-01-26	2013-04-25
Reporting Date:	2013-05-07	
Determination Date:	2013-05-06	
Delivery to Trustee:	2013-05-07	
Trustee Confirmation:	2013-05-13	
Distribution Date:	2013-05-14	
Print Date:	2013-05-08	03:28 PM

Servicer: IKB Deutsche Industriebank AG

Page: 06

Signed by:

Credit Linked Notes PROMISE-I Mobility 2005-1 PLC

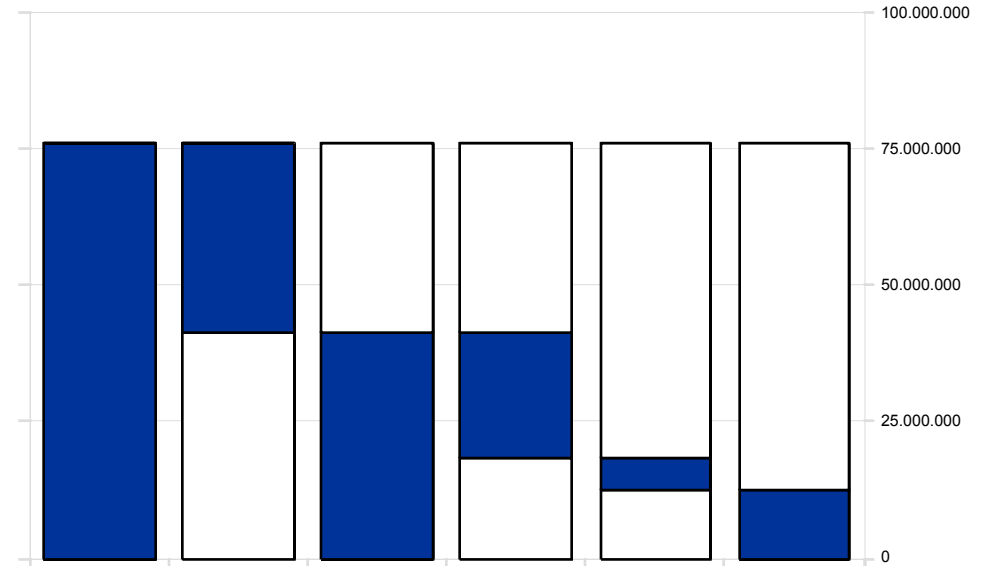
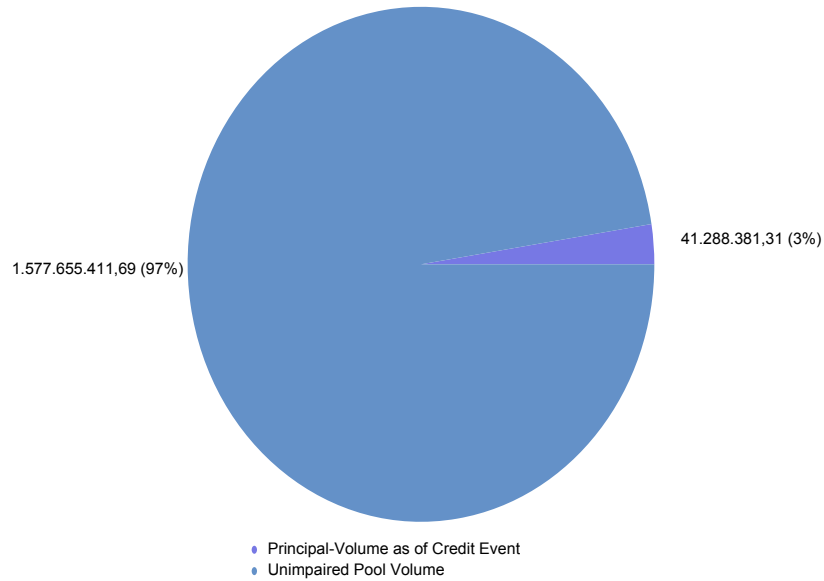
Additional Information of Credit Event - Claims overall

Reference Pool Servicer: IKB Deutsche Industriebank AG and IKB International S. A.
 Intermediary and Sponsor: KfW Kreditanstalt fuer Wiederaufbau

Currency: Euro

Credit Events (Claims - overall)

	Initial Pool Volume	Aggregated Replenishment Volume	Aggregated Removal Volume	Total Pool Volume		Number of Claims	Principal-Volume as of Securitisation	Repayments before occurrence of Credit Event	Principal-Volume as of Credit Event	Liquidation Proceeds so far (on Principal)	Final Losses (on Principal)	Current Principal Volume	Recovery Rate so far
Pool	650.461.492,32	1.009.114.762,89	40.632.462,21	1.618.943.793,00	Credit Events	84	76.428.673,73	35.140.292,42	41.288.381,31	23.033.727,62	5.774.673,61	12.479.980,08	55,79%



Percent of Total Pool Volume	4,72%	2,17%	2,55%	1,42%	0,36%	0,77%
Percent of Initial Replenishment Cap	10,19%	4,69%	5,51%	3,07%	0,77%	1,66%
Percent of Credit Event Volume - overall	185,11%	85,11%	100,00%	55,79%	13,99%	30,23%

Collection Period: 2013-01-26 2013-04-25
 Reporting Date: 2013-05-07
 Determination Date: 2013-05-06
 Delivery to Trustee: 2013-05-07
 Trustee Confirmation: 2013-05-13
 Distribution Date: 2013-05-14
 Print Date: 2013-05-08 03:28 PM

Servicer: IKB Deutsche Industriebank AG

Page: 07

Additional Information of Credit Event - Claims workout completed

Reference Pool Servicer: IKB Deutsche Industriebank AG and IKB International S. A.
 Intermediary and Sponsor: KfW Kreditanstalt fuer Wiederaufbau

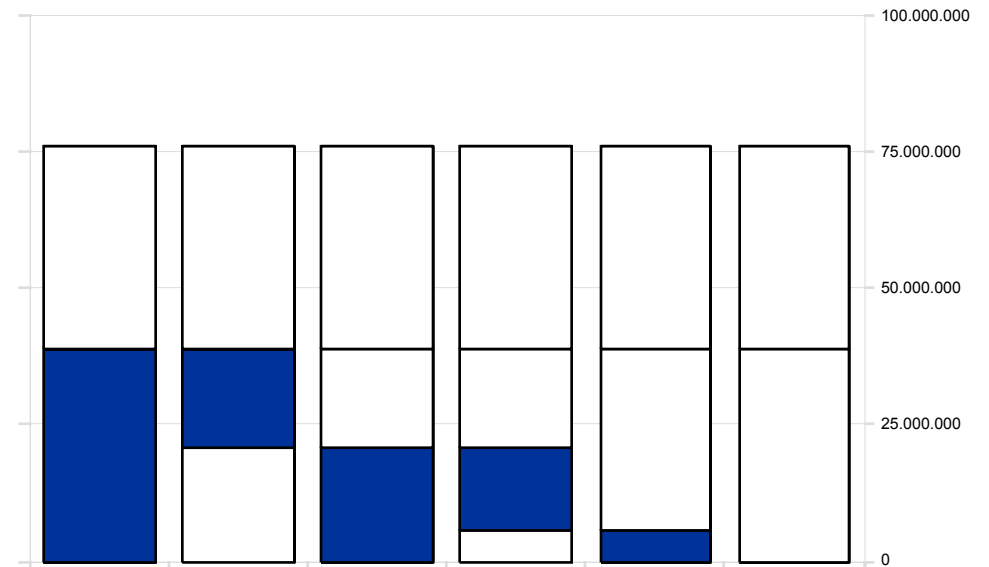
Currency: Euro

Credit Events (Claims - workout completed)

	Number of Claims	Principal-Volume as of Securitisation	Repayments before occurrence of Credit Event	Principal-Volume as of Credit Event	Liquidation Proceeds so far (on Principal)	Final Losses (on Principal)	Current Principal Volume	Recovery Rate so far
	45	39.228.128,14	18.303.476,04	20.924.652,10	15.149.978,49	5.774.673,61	0,00	72,40%

Work-Out Timing (months)

	Principal-Volume as of Credit Event	Liquidation Proceeds so far (on Principal)	Final Losses (on Principal)
0<=6	0,00	0,00	0,00
>6<=12	79.889,40	79.889,40	0,00
>12<=18	1.598.761,00	1.598.761,00	0,00
>18<=24	10.042.544,97	6.165.720,69	3.876.824,28
>24<=30	5.333.712,97	3.435.863,64	1.897.849,33
>30<=36	1.669.743,76	1.669.743,76	0,00
>36<=42	0,00	0,00	0,00
>42<=48	2.200.000,00	2.200.000,00	0,00
>48<=54	0,00	0,00	0,00
>54<=60	0,00	0,00	0,00
> 60	0,00	0,00	0,00
Totals	20.924.652,10	15.149.978,49	5.774.673,61



Percent of Total Pool Volume	2,42%	1,13%	1,29%	0,94%	0,36%	0,00%
Percent of Initial Replenishment Cap	5,23%	2,44%	2,79%	2,02%	0,77%	0,00%
Percent of Credit Event Volume - overall	95,01%	44,33%	50,68%	36,69%	13,99%	0,00%

Collection Period: 2013-01-26 2013-04-25
 Reporting Date: 2013-05-07
 Determination Date: 2013-05-06
 Delivery to Trustee: 2013-05-07
 Trustee Confirmation: 2013-05-13
 Distribution Date: 2013-05-14
 Print Date: 2013-05-08 03:28 PM

Servicer: IKB Deutsche Industriebank AG

Page: 08

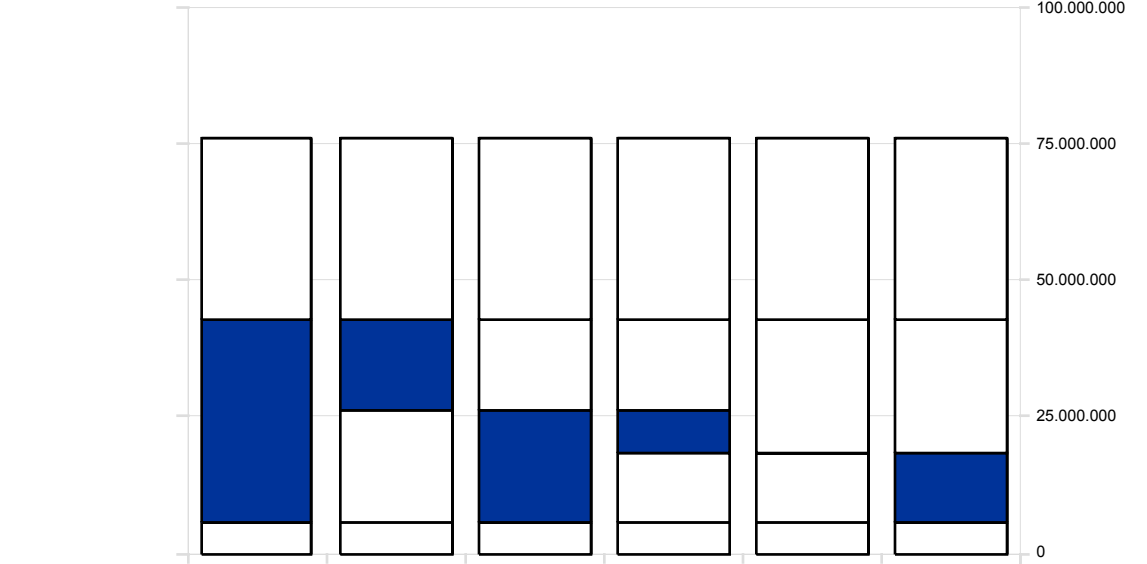
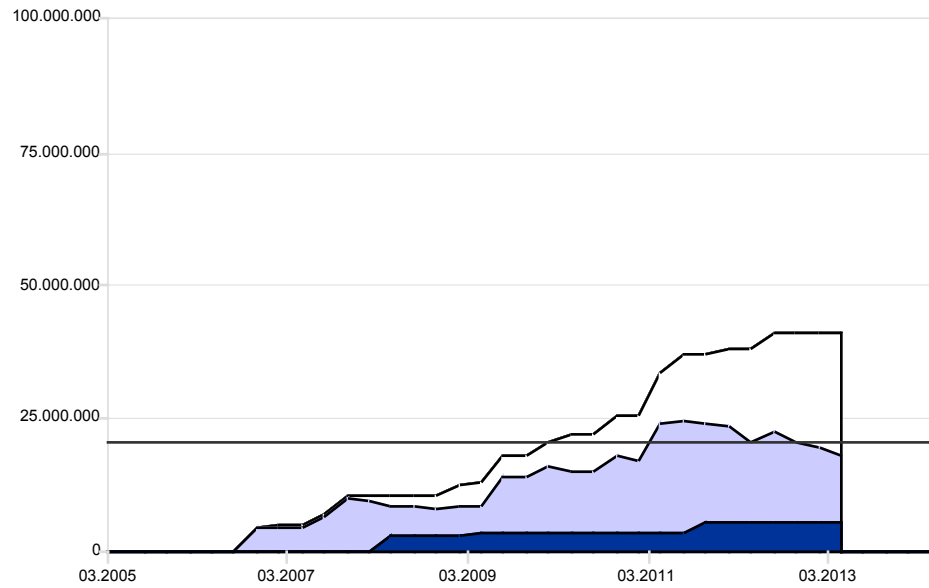
Additional Information of Credit Event - Claims current in workout

Reference Pool Servicer: IKB Deutsche Industriebank AG and IKB International S. A.
 Intermediary and Sponsor: KfW Kreditanstalt fuer Wiederaufbau

Currency: Euro

Credit Events (Claims - current in workout)

	Number of Claims	Principal-Volume as of Securitisation	Repayments before occurrence of Credit Event	Principal-Volume as of Credit Event	Liquidation Proceeds so far (on Principal)	Final Losses (on Principal)	Current Principal Volume	Recovery Rate so far
	39	37.200.545,59	16.836.816,38	20.363.729,21	7.883.749,13	0,00	12.479.980,08	38,71%



Percent of Total Pool Volume	2,30%	1,04%	1,26%	0,49%	0,00%	0,77%
Percent of Initial Replenishment Cap	4,96%	2,24%	2,72%	1,05%	0,00%	1,66%
Percent of Credit Event Volume - overall	90,10%	40,78%	49,32%	19,09%	0,00%	30,23%

Collection Period: 2013-01-26 2013-04-25
 Reporting Date: 2013-05-07
 Determination Date: 2013-05-06
 Delivery to Trustee: 2013-05-07
 Trustee Confirmation: 2013-05-13
 Distribution Date: 2013-05-14
 Print Date: 2013-05-08 03:28 PM

Servicer: IKB Deutsche Industriebank AG

Page: 09



Additional Information of Credit Event - Stratification Tables I

Reference Pool Servicer: IKB Deutsche Industriebank AG and IKB International S. A.
 Intermediary and Sponsor: KfW Kreditanstalt fuer Wiederaufbau

Currency: Euro

Principal Balance (Claims - Current Credit Events)	Current Principal Volume	Number of Claims
0 < 500.000	1.824.472,80	32
500.000 < 1.000.000	1.668.279,54	2
1.000.000 < 1.500.000	2.176.784,02	2
1.500.000 < 2.000.000	1.848.665,07	1
2.000.000 < 2.500.000	2.134.412,62	1
2.500.000 < 3.000.000	2.827.366,03	1
3.000.000 < 3.500.000	0,00	0
3.500.000 < 4.000.000	0,00	0
4.000.000 < 4.500.000	0,00	0
4.500.000 < 5.000.000	0,00	0
5.000.000 < 5.500.000	0,00	0
5.500.000 < 6.000.000	0,00	0
= 6.000.000	0,00	0
Totals	12.479.980,08	39

Internal Rating Score (Claims - Current Credit Events)	Current Principal Volume	Number of Claims
1	0,00	0
2	0,00	0
3	0,00	0
4	0,00	0
5	0,00	0
6	0,00	0
7	0,00	0
8	0,00	0
9	0,00	0
10	0,00	0
11	0,00	0
12	0,00	0
13	0,00	0
14	0,00	0
15	0,00	0
16	1.871.475,28	5
17	0,00	0
18	5.924.101,53	11
19	4.684.403,27	23
Totals	12.479.980,08	39

Collection Period: 2013-01-26 2013-04-25
 Reporting Date: 2013-05-07
 Determination Date: 2013-05-06
 Delivery to Trustee: 2013-05-07
 Trustee Confirmation: 2013-05-13
 Distribution Date: 2013-05-14
 Print Date: 2013-05-08 03:28 PM

Servicer: IKB Deutsche Industriebank AG

Page: 10

Additional Information of Credit Event - Stratification Tables II

Reference Pool Servicer: IKB Deutsche Industriebank AG and IKB International S. A.
 Intermediary and Sponsor: KfW Kreditanstalt fuer Wiederaufbau

Currency: Euro

Regional (postal code) (Claims - Current Credit Events)	Current Principal Volume	Number of Claims
0	4.273.593,20	10
1	9.104,40	2
2	9.276,30	2
3	3.539.754,82	6
4	203.449,82	2
5	0,00	1
6	1.185.593,69	4
7	2.254.888,48	3
8	134.110,00	4
9	870.209,37	5
Totals	12.479.980,08	39

Regional (State) (Claims - Current Credit Events)	Current Principal Volume	Number of Claims
Baden-Wuerttemberg	2.254.888,48	3
Bavaria	1.004.319,37	9
Berlin	9.104,40	2
Brandenburg	0,00	0
Bremen	0,00	0
Hamburg	0,00	0
Hesse	22.810,21	3
Lower Saxony	1.857.941,37	3
Mecklenburg Western Pomerania	0,00	0
North Rhine-Westphalia	911.186,84	4
Rhineland-Palatinate	1.185.593,69	4
Saarland	0,00	0
Saxony	268.412,18	5
Saxony-Anhalt	2.138.357,51	3
Schleswig-Holstein	0,00	0
Thuringia	2.827.366,03	3
Totals	12.479.980,08	39

Collection Period: 2013-01-26 2013-04-25
 Reporting Date: 2013-05-07
 Determination Date: 2013-05-06
 Delivery to Trustee: 2013-05-07
 Trustee Confirmation: 2013-05-13
 Distribution Date: 2013-05-14
 Print Date: 2013-05-08 03:28 PM

Servicer: IKB Deutsche Industriebank AG

Page: 11

Credit Linked Notes PROMISE-I Mobility 2005-1 PLC

Additional Information of Credit Event - Stratification Tables III

Reference Pool Servicer: IKB Deutsche Industriebank AG and IKB International S. A.
 Intermediary and Sponsor: KfW Kreditanstalt fuer Wiederaufbau

Currency: Euro

Moody's Industrial Description (Claims - Current Credit Events)	Current Principal Volume	Number of Claims
101 CORP - Aerospace & Defense	0,00	0
102 CORP - Automotive	1.185.593,69	4
103 CORP - Banking	0,00	0
104 CORP - Beverage, Food & Tobacco	82.214,29	3
105 CORP - Capital Equipment	1.872.086,54	6
106 CORP - Chemicals, Plastics, & Rubber	0,00	0
107 CORP - Construction & Building	2.052.114,89	3
108 CORP - Consumer goods: Durable	6.069.896,64	6
109 CORP - Consumer goods: Non-durable	217.466,56	2
110 CORP - Containers, Packaging & Glass	0,00	0
111 CORP - Energy: Electricity	0,00	0
112 CORP - Energy: Oil & Gas	0,00	0
113 CORP - Environmental Industries	0,00	0
114 CORP - FIRE: Finance	0,00	0
115 CORP - FIRE: Insurance	0,00	0
116 CORP - FIRE: Real Estate	0,00	0
117 CORP - Forest Products & Paper	0,00	0
118 CORP - Healthcare & Pharmaceuticals	22.810,21	3
119 CORP - High Tech Industries	0,00	0
120 CORP - Hotel, Gaming & Leisure	0,00	0
121 CORP - Media: Advertising, Printing & Publishing	652.742,81	4
122 CORP - Media: Broadcasting & Subscription	0,00	0
123 CORP - Media: Diversified & Production	0,00	0
124 CORP - Metals & Mining	315.950,05	6
125 CORP - Retail	0,00	0
126 CORP - Services: Business	9.104,40	2
127 CORP - Services: Consumer	0,00	0
128 CORP - Sovereign & Public Finance	0,00	0
129 CORP - Telecommunications	0,00	0
130 CORP - Transportation: Cargo	0,00	0
131 CORP - Transportation: Consumer	0,00	0
132 CORP - Utilities: Electric	0,00	0
133 CORP - Utilities: Oil & Gas	0,00	0
134 CORP - Utilities: Water	0,00	0
135 CORP - Wholesale	0,00	0
Totals	12.479.980,08	39

Asset Type (Claims - Current Credit Events)	Current Principal Volume	Number of Claims
amortising loan	7.174.307,27	27
bullet loan	5.305.672,81	12
Totals	12.479.980,08	39

Type of Collateral (Claims - Current Credit Events)	Current Principal Volume	Number of Claims
machinery equipment	134.110,00	3
mortgage	7.149.203,98	15
other	2.096.780,53	7
positive/negative pledge	0,00	0
unsecured	3.099.885,57	14
Totals	12.479.980,08	39

Collection Period: 2013-01-26 2013-04-25
 Reporting Date: 2013-05-07
 Determination Date: 2013-05-06
 Delivery to Trustee: 2013-05-07
 Trustee Confirmation: 2013-05-13
 Distribution Date: 2013-05-14
 Print Date: 2013-05-08 03:28 PM

Servicer: IKB Deutsche Industriebank AG

Page: 12



Additional Information of Credit Event - Stratification Tables IV

Reference Pool Servicer: IKB Deutsche Industriebank AG and IKB International S. A.
 Intermediary and Sponsor: KfW Kreditanstalt fuer Wiederaufbau

Currency: Euro

Currency Exchange Rate (Claims - Current Credit Events)	Current Principal Volume	Number of Claims
--	--------------------------------	------------------------

Currency (Claims - Current Credit Events)	Current Principal Volume	Number of Claims
EUR	12.479.980,08	39
Totals	12.479.980,08	39

Collection Period: 2013-01-26 2013-04-25
 Reporting Date: 2013-05-07
 Determination Date: 2013-05-06
 Delivery to Trustee: 2013-05-07
 Trustee Confirmation: 2013-05-13
 Distribution Date: 2013-05-14
 Print Date: 2013-05-08 03:28 PM

Servicer: IKB Deutsche Industriebank AG

Page: 13

Additional Information of Credit Event - Stratification Tables V

Reference Pool Servicer: IKB Deutsche Industriebank AG and IKB International S. A.
 Intermediary and Sponsor: KfW Kreditanstalt fuer Wiederaufbau

Currency: Euro

Top 20 Single Debtor Group (Claims - Current Credit Events)	Current Principal Volume	Number of Claims
1	2.827.366,03	3
2	2.134.412,62	2
3	1.848.665,07	1
4	1.185.593,69	4
5	1.108.117,99	1
6	960.542,52	1
7	707.737,02	1
8	652.742,81	4
9	217.466,56	2
10	203.449,82	2
11	195.474,19	4
12	134.110,00	3
13	120.475,86	2
14	72.937,99	1
15	69.697,00	1
16	22.810,21	3
17	9.276,30	2
18	9.104,40	2
Totals	12.479.980,08	39

Collection Period: 2013-01-26 2013-04-25
 Reporting Date: 2013-05-07
 Determination Date: 2013-05-06
 Delivery to Trustee: 2013-05-07
 Trustee Confirmation: 2013-05-13
 Distribution Date: 2013-05-14
 Print Date: 2013-05-14 10:10 AM

Servicer: IKB Deutsche Industriebank AG

Page: 14

Credit Linked Notes PROMISE-I Mobility 2005-1 PLC

Additional Information of Credit Event - List of Credit Events

Reference Pool Servicer: IKB Deutsche Industriebank AG and IKB International S. A.

Intermediary and Sponsor: KfW Kreditanstalt fuer Wiederaufbau

Currency: Euro

Obligor	Date of securitisation	Principal-Volume as of securitisation	Risk Factor as of securitisation	Date of Credit Event	Risk Factor before Credit Event	Credit Event Reason	Principal-Volume as of Credit Event	Liquidation Proceeds so far (on Principal)	Final Losses (on Principal)	Current Principal Volume	Recovery Rate	Length of workout (month)	Collateral as of Credit Event	Moody's Industry Code	
21.642	25.01.2006	3.899.610,00	10	10.12.2010	15	Bankruptcy	2.089.947,22	241.282,15		1.848.665,07			in workout	mortgage	107
57.503	25.10.2005	2.500.680,00	8	03.08.2010	15	Bankruptcy	1.154.020,00	1.154.020,00	0,00	0,00	100,00%	18	mortgage	124	
86.315	25.10.2005	2.292.400,00	9	01.04.2007	8	Failure to pay	2.084.575,93	1.329.008,16	755.567,77	0,00	63,75%	22	mortgage	102	
91.831	03.03.2005	5.280.000,00	10	18.01.2011	15	Bankruptcy	2.525.714,29	1.872.971,48		652.742,81			in workout	mortgage	121
106.447	25.01.2009	1.245.411,00	11	30.11.2009	15	Failure to pay	1.067.511,00	1.067.511,00	0,00	0,00	100,00%	16	other	124	
129.029	25.01.2008	1.500.000,00	8	29.09.2011	13	Failure to pay	500.000,00	500.000,00	0,00	0,00	100,00%	17	unsecured	101	
130.940	03.03.2005	1.548.779,77	9	20.05.2009	15	Bankruptcy	171.688,95	162.412,65		9.276,30			in workout	mortgage	104
708.195	25.10.2006	2.400.000,00	7	29.07.2010	13	Bankruptcy	1.280.000,00	1.280.000,00	0,00	0,00	100,00%	20	mortgage	108	
819.810	25.01.2008	1.350.000,00	9	07.04.2011	15	Bankruptcy	688.500,00	485.050,18		203.449,82			in workout	other	107
854.320	25.07.2005	4.791.666,59	8	18.01.2011	15	Bankruptcy	2.708.333,29	573.920,67		2.134.412,62			in workout	mortgage	108
873.430	25.10.2007	250.000,00	8	23.09.2011	14	Bankruptcy	31.250,00	31.250,00	0,00	0,00	100,00%	17	mortgage	124	
1.021.739	25.07.2008	3.000.000,00	8	02.10.2009	14	Bankruptcy	2.200.000,00	2.200.000,00	0,00	0,00	100,00%	30	mortgage	105	
1.107.888	25.10.2008	3.000.000,00	10	21.02.2011	10	Bankruptcy	2.399.322,39	2.399.322,39	0,00	0,00	100,00%	19	other	124	
1.139.045	25.10.2006	4.275.000,00	7	06.01.2011	15	Bankruptcy	450.000,00	377.691,52	72.308,48	0,00	83,93%	25	mortgage	106	
1.140.774	03.03.2005	1.700.000,00	10	14.06.2006	15	Bankruptcy	1.445.000,00	484.457,48		960.542,52			in workout	mortgage	105
1.206.322	25.07.2005	4.000.000,00	11	20.05.2009	15	Bankruptcy	2.200.000,00	2.200.000,00	0,00	0,00	100,00%	45	mortgage	104	
1.210.508	25.04.2007	479.336,18	11	01.04.2011	15	Failure to pay	159.778,76	39.302,90		120.475,86			in workout	mortgage	124
1.231.074	03.03.2005	312.812,50	9	30.12.2009	15	Failure to pay	96.250,00	96.250,00	0,00	0,00	100,00%	35	mortgage	106	
1.238.249	25.07.2007	400.000,00	11	01.12.2011	13	Bankruptcy	250.000,00	115.890,00		134.110,00			in workout	machinery	105
1.288.523	25.07.2005	3.000.000,00	8	24.11.2008	15	Bankruptcy	1.909.090,88	800.972,89		1.108.117,99			in workout	mortgage	108
1.326.876	25.07.2005	5.000.000,00	8	23.02.2012	15	Bankruptcy	3.087.500,26	260.134,23		2.827.366,03			in workout	mortgage	108
1.383.632	25.01.2008	2.000.000,00	8	19.06.2009	15	Bankruptcy	2.000.000,00	174.459,15	1.825.540,85	0,00	8,72%	26	unsecured	124	
1.392.326	25.10.2006	2.619.420,34	8	07.05.2010	14	Bankruptcy	1.005.493,76	1.005.493,76	0,00	0,00	100,00%	32	machinery	124	
1.536.085	25.10.2006	3.900.000,00	11	16.07.2007	15	Bankruptcy	2.732.514,88	1.546.921,19		1.185.593,69			in workout	other	102
2.003.531	03.03.2005	740.156,30	10	29.09.2006	15	Failure to pay	635.742,39	418.275,83		217.466,56			in workout	mortgage	109
2.095.861	25.04.2006	257.629,90	12	06.01.2009	14	Bankruptcy	148.072,06	138.967,66		9.104,40			in workout	machinery	126
2.128.719	03.03.2005	5.000.000,00	10	08.08.2006	9	Bankruptcy	3.124.626,65	3.370,14	3.121.256,51	0,00	0,11%	19	other	109	
2.234.573	03.03.2005	937.500,00	12	30.06.2007	13	Failure to pay	859.375,00	859.375,00	0,00	0,00	100,00%	33	mortgage	124	
2.266.038	25.01.2008	583.338,00	9	30.12.2009	15	Failure to pay	500.004,00	304.529,81		195.474,19			in workout	mortgage	124
2.269.475	25.04.2009	418.182,00	8	03.04.2012	12	Bankruptcy	69.697,00	0,00		69.697,00			in workout	unsecured	105
2.288.228	25.01.2008	2.500.000,00	11	30.12.2010	14	Failure to pay	72.937,99	0,00		72.937,99			in workout	mortgage	104
2.419.324	25.04.2006	990.000,00	8	25.05.2009	15	Bankruptcy	990.000,00	282.262,98		707.737,02			in workout	other	105
2.508.987	25.10.2006	2.536.785,14	7	30.12.2010	15	Fail.t.p./Bankr.	392.337,97	392.337,97	0,00	0,00	100,00%	28	mortgage	104	
2.529.728	25.10.2008	1.719.966,01	10	28.03.2011	13	Bankruptcy	259.096,64	236.286,43		22.810,21			in workout	mortgage	118
Totals		76.428.673,73					41.288.381,31	23.033.727,62	5.774.673,61	12.479.980,08					

If an obligor has more than one claim and divergent attributes, the first attribute in chronological order is applicable except for the length of workout where the latest date is applicable.

Collection Period: 2013-01-26 2013-04-25
 Reporting Date: 2013-05-07
 Determination Date: 2013-05-06
 Delivery to Trustee: 2013-05-07
 Trustee Confirmation: 2013-05-13
 Distribution Date: 2013-05-14
 Print Date: 2013-05-14 10:10 AM

Servicer: IKB Deutsche Industriebank AG


Page: 15



Comments

In the recent period one Loss (Obligor) for one claim has to be allocated to the Notes:

Obligor 1.139.045 - 1 Claim
Principal Volume as of Credit Event: EUR 450.000,00
Final Loss: EUR 72.308,48
Type of Collateral: Mortgage



The Investor Report is additionally published on our Homepage [www.ikb.de] under:
Investor Relations / Fixed Income / CLO-Transactions
[www.ikb.de/content/en/ir/fixed_income/clo-transactions/index.jsp]

Collection Period:	2013-01-26	2013-04-25
Reporting Date:	2013-05-07	
Determination Date:	2013-05-06	
Delivery to Trustee:	2013-05-07	
Trustee Confirmation:	2013-05-13	
Distribution Date:	2013-05-14	
Print Date:	2013-05-08	03:28 PM